

# Aransas County Treasurer's Report

## Month of MARCH 2015

The Treasurer's Books and General Ledger agree. The Bank Statements have been reconciled and any adjustments have been noted.


The Treasurer's Monthly Report includes all money received and disbursed during said month and all other proceedings in the treasurer's office that pertain to the Financial Standing of Aransas County. {LGC 114.026}

The total of all cash and other assets (investments) that are in the custody of the County Treasurer at the time of this report is:

Therefore, I, ALMA CARTWRIGHT, County Treasurer of Aransas County, Texas, who being fully sworn and subscribed


Depository			
Bank	Securities	Total Funds	
5,366,318.45	11,017,015.02	16,383,333.47	Operations
3,765.31	0.00	3,765.31	ACH Clearing
121,388.46	132,979.17	254,367.63	CO's 2011 Flood I&S
63,861.57	2,913,333.55	2,977,195.12	2011 Flood Capital Proj
43,719.19	341,534.17	385,253.36	Venue Tax Account
168,479.99	286,311.61	454,791.60	Venue Projects
55,181.52	9,421.86	64,603.38	CO's 2011 Venue I&S
11,735.81	839,764.84	851,500.65	2011 Venue Capital Proj
107,919.74	34,634.72	142,554.46	CO's 2012 I&S
120,422.77	759,030.53	879,453.30	LTR Bonds 2012 I&S
83,938.35	338,039.36	421,977.71	CO's 2007 I&S
93,385.01	326,439.65	419,824.66	CO's 2009 I&S
<b>\$6,240,116.17</b>	<b>\$16,998,504.48</b>	<b>\$23,238,620.65</b>	
<b>26.85%</b>	<b>73.15%</b>		


before the County Judge and the County Commissioners of said Aransas County, that the within and foregoing report is true and correct to the best of my knowledge. Filed with accompanying reports, in open **Regular Session Commissioners' Court**, on this date, **April 13, 2015**.


  
Alma Cartwright, CIO, County Treasurer


Commissioners' Court having reviewed the Treasurer's Report as presented, having taken reasonable steps to ensure its accuracy and based upon presentations of the Treasurer's Office approve the report, and request that it be filed with the official minutes of this meeting. {LGC 114.026(c)}

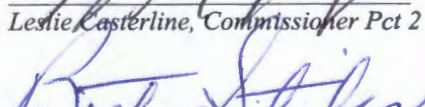
WITNESS OUR HANDS, officially this 13<sup>th</sup> day of March, 2015.

  
C.H. "Burt" Mills, Jr., County Judge

  
Jack Chaney, Commissioner Pct 1

  
Charles Smith, Commissioner Pct 3

  
Leslie Casterline, Commissioner Pct 2

  
Betty Stiles, Commissioner Pct 4

FILED FOR RECORD this 13<sup>th</sup> day of March, 2015 and recorded the 26<sup>th</sup> day of May, 2015.

  
Valerie K. Amason, County Clerk

RECEIPTS - DISBURSEMENTS - BALANCES  
FOR THE MONTH OF MARCH 2015

FUND NAME & NUMBER	03/01/2015 BEG BAL	RECEIPTS	JE REC	TOTAL AVAILABLE	DISBURSMENTS	JE DISB/MISC	ENDING BALANCE	SECURITIES	03/31/2015 BANK BALANCE
#120 GENERAL	9,854,483.21	576,794.76	67,836.97	10,499,114.94	657,067.08	550,333.72	9,291,714.14	6,304,849.58	2,986,864.56
#140 UNCLAIMED PROPERTY	4,493.50	320.40	0.00	4,813.90	0.00	0.00	4,813.90	0.00	4,813.90
#150 PAYROLL	45,545.70	22,104.13	593,854.89	661,504.72	605,705.89	0.00	55,798.83	0.00	55,798.83
#200 ROAD & BRIDGE	2,630,000.47	305,969.07	0.00	2,935,969.54	234,248.01	112,513.72	2,589,207.81	1,451,371.83	1,137,835.98
#220 FLOOD CONTROL	1,363,663.27	6,076.59	0.00	1,369,739.86	13,974.60	7,358.34	1,348,406.92	1,142,604.16	205,802.76
#265 CEDAR BAYOU RESTORATION	0.00	0.00	0.00	0.00	0.00	0.00	0.00	0.00	0.00
#270 WATERWAY RESTORATION	254,540.46	4.65	0.00	254,545.11	4,000.00	0.00	250,545.11	28,122.54	222,422.57
#280 HOTEL -MOTEL TAX	417,999.12	6,718.05	0.00	424,717.17	0.00	0.00	424,717.17	371,201.57	53,515.60
#350 CO CLERK ARCHIVE FEE	163,518.74	4,521.23	0.00	168,039.97	0.00	0.00	168,039.97	142,143.40	25,896.57
#370 CHILD ABUSE PREVENTION	966.62	28.87	0.00	995.49	0.00	0.00	995.49	0.00	995.49
#380 CO ATTY HOT CHECK FUND	100.05	327.35	708.71	1,136.11	672.44	0.00	463.67	0.00	463.67
#390 DIST CLERK REC MGMT	26,697.67	228.17	0.00	26,925.84	0.00	0.00	26,925.84	25,800.00	1,125.84
#400 MOSQUITO CONTROL	122,780.67	555.07	10,858.83	134,194.57	191.51	4,260.52	129,742.54	13,816.57	115,925.97
#410 LIBRARY	59,746.27	537.73	15,509.08	75,793.08	4,928.21	8,947.01	61,917.86	34,526.03	27,391.83
#420 CREDIT CARD FUND	0.00	0.00	0.00	0.00	0.00	0.00	0.00	0.00	0.00
#430 CAP PROJECTS (GRANTS)	(223,573.96)	80,558.06	0.00	(143,015.90)	66,469.85	0.00	(209,485.75)	0.00	(209,485.75)
#440 SPECIAL CONTINGENCY	97,064.65	295.67	0.00	97,360.32	0.00	0.00	97,360.32	95,234.89	2,125.43
#450 CO. CLERK REC.MGMT	108,905.70	5,200.14	0.00	114,105.84	5,049.72	2,648.01	106,408.11	101,739.80	4,668.31
#460 OMNI	3,465.97	357.25	10.02	3,833.24	0.00	0.00	3,833.24	0.00	3,833.24
#470 LAW LIBRARY	44,147.55	1,228.38	0.00	45,375.93	1,133.00	0.00	44,242.93	42,698.49	1,544.44
#480 COURTHOUSE SECURITY	35,338.79	1,811.98	4.00	37,154.77	903.06	0.00	36,251.71	30,000.00	6,251.71
#490 CO.WIDE REC.MGMT	131,113.33	624.76	0.00	131,738.09	3,300.00	0.00	128,438.09	95,179.76	33,258.33
#500 AIRPORT	573,203.67	70,834.53	0.00	644,038.20	35,950.42	18,834.10	589,253.68	415,265.25	173,988.43
#520 INDIGENT HEALTH CARE	334,584.84	360.08	65,517.16	400,462.08	23,191.82	0.00	377,270.26	100,000.00	277,270.26
#530 ASSISTANCE DEPT.	68,771.69	823.28	15,850.58	85,445.55	3,367.34	7,069.93	75,008.28	15,000.00	60,008.28
#540 ARRA GRANT	0.00	0.00	0.00	0.00	0.00	0.00	0.00	0.00	0.00
#550 HEALTH CARE SALES TAX	355,730.50	100,820.26	0.00	456,550.76	35,813.28	90,461.16	330,276.32	300,345.99	29,930.33
#560 PRETRIAL INTERVENTION PRO	18,423.72	2,500.00	0.00	20,923.72	123.48	0.00	20,800.24	2,000.74	18,799.50
#570 TITLE IV-D CHILD SUPPORT	10,511.10	0.00	0.00	10,511.10	0.00	0.00	10,511.10	9,978.48	532.62
#580 OUT OF CO. JUVENILE DETEN	348.52	0.00	0.00	348.52	0.00	0.00	348.52	348.52	0.00
#600 ROAD BOND I&S	117.16	0.00	0.00	117.16	0.00	0.00	117.16	0.00	117.16
#610 COURT REPORTER	83,027.75	752.03	0.00	83,779.78	355.00	0.00	83,424.78	77,000.00	6,424.78
#650 CHAP 19 VOTER REG	(250.00)	0.00	250.00	0.00	0.00	0.00	0.00	0.00	0.00
#660 OFFICERS FEES	52,318.01	31,629.70	89.47	84,037.18	0.00	18.05	84,019.13	0.00	84,019.13
#670 JUVENILE CASE MGMT	23,910.56	1,208.69	5.00	25,124.25	1,314.89	2,371.17	21,438.19	14,600.00	6,838.19
#680 DEA FORFEITURE FUND	57,649.92	2.79	0.00	57,652.71	0.00	0.00	57,652.71	56,005.32	1,647.39
#690 ELECTION SERVICE CONTRACT	2,972.60	0.00	0.00	2,972.60	37,040.72	0.00	(34,068.12)	0.00	(34,068.12)
#700 FIRE DEPT CAPITAL PROJ	0.00	0.00	31,754.75	31,754.75	31,754.75	0.00	0.00	0.00	0.00
#710 LOCAL BORDER SEC PROG	0.00	0.00	0.00	0.00	0.00	0.00	0.00	0.00	0.00
#720 COMMISSARY PROFIT	0.00	0.00	0.00	0.00	0.00	0.00	0.00	0.00	0.00
#730 RIGHT OF WAY PURCHASE	0.00	0.00	0.00	0.00	0.00	0.00	0.00	0.00	0.00
#740 APPELLATE JUDIAL SYS	2,932.18	245.24	0.00	3,177.42	0.00	0.00	3,177.42	0.00	3,177.42
#800 SPECIAL FORFEITURE	17,064.90	0.00	60.00	17,124.90	0.00	0.00	17,124.90	0.00	17,124.90
#810 CO & DIST COURT TECH FUND	4,401.35	50.51	0.00	4,451.86	0.00	0.00	4,451.86	0.00	4,451.86
#820 TECH FUND	105,557.56	820.92	4.00	106,382.48	0.00	0.00	106,382.48	102,244.28	4,138.20
#830 DIST COURT RECORDS TECH	5,923.92	190.00	0.00	6,113.92	0.00	0.00	6,113.92	0.00	6,113.92
#840 COURT RECORD PRESERV	28,358.31	570.87	0.00	28,929.18	0.00	0.00	28,929.18	24,000.25	4,928.93
#850 CIVIL PROCESS	8,048.45	0.00	0.00	8,048.45	0.00	0.00	8,048.45	5,500.00	2,548.45
#890 ADVANCE TAX COLLECTIONS	0.00	0.00	0.00	0.00	0.00	0.00	0.00	0.00	0.00
#910 ESCHEAT (STATE)	0.00	0.00	0.00	0.00	0.00	0.00	0.00	0.00	0.00
#960 TECLOSE TRAINING	20,701.54	6,802.30	0.00	27,503.84	524.79	0.00	26,979.05	15,437.57	11,541.48
#970 TRAINING ACADEMY	3,663.74	1,250.00	6,932.75	11,846.49	1,679.95	4,430.48	5,736.06	0.00	5,736.06
TOTAL OPERATIONS	16,918,969.77	1,233,123.51	809,246.21	18,961,339.49	1,768,759.81	809,246.21	16,383,333.47	11,017,015.02	5,366,318.45
#130 ACH CLEARING	5,764.19	76,339.03	0.00	82,103.22	78,337.91	0.00	3,765.31	0.00	3,765.31
#230 2011 CO's FLOOD I&S	244,061.30	10,306.33	0.00	254,367.63	0.00	0.00	254,367.63	132,979.17	121,388.46
#240 FLOOD CAPITAL PROJECTS	3,158,906.75	201.47	0.00	3,159,108.22	181,913.10	0.00	2,977,195.12	2,913,333.55	63,861.57
#290 VENUE TAX FUND	376,339.00	18,915.97	0.00	395,254.97	10,001.61	0.00	385,253.36	341,534.17	43,719.19
#295 VENUE PROJECTS	468,968.59	68.09	0.00	469,036.68	14,245.08	0.00	454,791.60	286,311.61	168,479.99
#300 CO's 2011 VENUE I&S	64,582.54	20.84	0.00	64,603.38	0.00	0.00	64,603.38	9,421.86	55,181.52
#310 2011 VENUE CAPITAL PROJ	854,518.66	73.64	0.00	854,592.30	3,091.65	0.00	851,500.65	839,764.84	11,735.81
#320 CO's 2012 I&S	138,557.26	3,997.20	0.00	142,554.46	0.00	0.00	142,554.46	34,634.72	107,919.74
#340 LTR BONDS 2012 I&S	862,906.95	16,546.35	0.00	879,453.30	0.00	0.00	879,453.30	759,030.53	120,422.77
#630 CO's 2007 I&S	417,344.39	4,633.32	0.00	421,977.71	0.00	0.00	421,977.71	338,039.36	83,938.35
#640 CO's 2009 I&S	411,659.01	8,165.65	0.00	419,824.66	0.00	0.00	419,824.66	326,439.65	93,385.01
TOTALS	23,922,578.41	1,272,391.40	809,246.21	26,104,216.02	2,056,349.16	809,246.21	23,238,620.65	16,998,504.48	6,240,116.17

SIGNED: *Alma Cartwright* 4-6-15  
ALMA CARTWRIGHT, County Treasurer Date

SIGNED: *Lezlie M. Kirk* 4-7-15  
LEZLIE M. KIRK, County Auditor Date

ARANSAS COUNTY

Analysis of Funds for Periods Ending March 31

Cash & Investment Position - 3 Year Comparison

Fund	Fund #	Balance	Balance	Balance	Variance		3/31/13	3/31/14	3/31/15	
		3/31/13	3/31/14	3/31/15	from Prior Year	%				
General Fund	120	9,138,460.94	9,966,411.01	9,291,714.14	(674,696.87)	-6.7697%				
Unclaimed Property Fund	140	2,332.92	3,625.42	4,813.90	1,188.48	32.7819%	Depository Bank	2,777,717.99	2,556,636.15	6,240,116.17
Payroll Fund	150	56,616.87	56,939.13	55,798.83	(1,140.30)	-2.0027%	Securities	23,909,757.76	23,849,383.34	16,998,504.48
Road & Bridge Fund	200	2,380,298.65	2,460,338.77	2,589,207.81	128,869.04	5.2379%		26,687,475.75	26,406,019.49	23,238,620.65
Flood Control Fund	220	1,269,757.28	1,455,968.90	1,348,406.92	(107,561.98)	-7.3877%				
Cedar Bayou Restoration	265	xxxxxx	xxxxxx	0.00						
Waterway Restoration	270	75,299.51	118,518.49	250,545.11	132,026.62	111.3975%				
Hotel/Motel Tax Fund	280	316,509.96	373,303.11	424,717.17	51,414.06	13.7727%				
County Clerk Records Archive Fee	350	120,741.56	158,345.50	168,039.97	9,694.47	6.1224%				
County Child Abuse Prevention	370	723.71	728.86	995.49	266.63	36.5818%				
County Attorney Hot Check Fund	380	6,271.23	2,622.48	463.67	(2,158.81)	-82.3194%				
District Clerk Records Management	390	22,830.95	24,960.66	26,925.84	1,965.18	7.8731%				
Mosquito Control Fund	400	21,997.83	104,018.64	129,742.54	25,723.90	24.7301%				
Library Fund	410	54,075.27	59,027.02	61,917.86	2,890.84	4.8975%				
Capital Projects (Grants) Fund	430	(95,357.16)	(145,839.80)	(209,485.75)	(63,645.95)	43.6410%				
Special Contingency Fund	440	91,727.77	94,645.55	97,360.32	2,714.77	2.8684%				
County Clerk Records Management	450	109,438.49	103,603.10	106,408.11	2,805.01	2.7075%				
OMNI	460	4,407.69	3,413.44	3,833.24	419.80	12.2984%				
Law Library	470	47,633.51	45,999.27	44,242.93	(1,756.34)	-3.8182%				
Courthouse Security Fund	480	5,966.97	23,163.35	36,251.71	13,088.36	56.5046%				
County Wide Record Management	490	176,959.67	187,474.81	128,438.09	(59,036.72)	-31.4905%				
Airport Fund	500	570,758.96	575,138.52	589,253.68	14,115.16	2.4542%				
Indigent Health Care	520	(67,321.88)	162,334.58	377,270.26	214,935.68	132.4029%				
Aransas County Assistance Program	530	54,706.70	60,709.74	75,008.28	14,298.54	23.5523%				
Health Care Sales Tax Fund	550	186,082.37	211,545.05	330,276.32	118,731.27	56.1258%				
Pre-Trial Intervention Program	560	5,770.40	5,084.00	20,800.24	15,716.24	309.1314%				
Title IV-D Child Support	570	10,511.10	10,511.10	10,511.10	0.00	0.0000%				
Out of County Juvenile Detention	580	348.52	348.52	348.52	0.00	0.0000%				
Road Bond I&S	600	98.84	110.42	117.16	6.74	6.1040%				
Court Reporter Service Fee Fund	610	71,695.33	79,046.67	83,424.78	4,378.11	5.5386%				

ARANSAS COUNTY

Analysis of Funds for Periods Ending March 31

Cash & Investment Position - 3 Year Comparison

Fund	Fund #	Balance	Balance	Balance	Variance		3/31/13	3/31/14	3/31/15
		3/31/13	3/31/14	3/31/15	from Prior Year				
Chapter 19 Voter Registration	650	(232.34)	336.48	0.00	(336.48)	-100.0000%			
Officers Fee Accounts	660	109,350.65	111,771.01	84,019.13	(27,751.88)	-24.8292%			
Juvenile Case Management Fund	670	24,907.98	8,734.99	21,438.19	12,703.20	145.4289%			
DEA Forfeiture Fund	680	67,524.92	64,524.92	57,652.71	(6,872.21)	-10.6505%			
Election Service Contract	690	xxxxxx	xxxxxx	(34,068.12)					
Fire Dept Capital Projects	700	0.00	1,157.91	0.00					
Appellate Judicial System Fund	740	1,601.58	2,546.52	3,177.42	630.90	24.7750%			
Special Forfeiture Fund	800	4,847.23	8,245.76	17,124.90	8,879.14	107.6813%			
County & District Court Tech Fund	810	2,668.85	3,744.61	4,451.86	707.25	18.8871%			
Technology Fund	820	93,646.86	104,864.57	106,382.48	1,517.91	1.4475%			
District Court Records Tech Fund	830	3,172.98	4,061.96	6,113.92	2,051.96	50.5165%			
Court Record Preservation Fund	840	18,267.18	23,764.91	28,929.18	5,164.27	21.7307%			
Civil Process Fund	850	6,048.45	8,048.45	8,048.45	0.00	0.0000%			
Advance Tax Collections	890	0.00	0.00	0.00					
Escheat (State)	910	0.00	0.00	0.00					
Teclose Training Fund	960	16,519.86	22,722.50	26,979.05	4,256.55	18.7328%			
Training Academy	970	xxxxxx	xxxxxx	5,736.06					
<b>Operations Totals</b>		<b>14,987,668.16</b>	<b>16,566,620.90</b>	<b>16,383,333.47</b>	<b>(183,287.43)</b>	<b>-1.1064%</b>			
ACH Clearing	130	xxxxxx	xxxxxx	3,765.31					
CO's 2011 Flood I&S	230	137,287.54	191,379.82	254,367.63	62,987.81	32.9125%			
2011 Flood Capital Projects	240	5,259,022.37	3,542,162.32	2,977,195.12	(564,967.20)	-15.9498%			
Venue Tax Fund	290	343,690.79	367,094.05	385,253.36	18,159.31	4.9468%			
Venue Projects	295	190,310.40	367,412.16	454,791.60	87,379.44	23.7824%			
CO's 2011 Venue I&S	300	10,572.28	10,100.58	64,603.38	54,502.80	539.6007%			
2011 Venue Capital Projects	310	1,948,211.40	1,408,221.92	851,500.65	(556,721.27)	-39.5336%			
CO's 2012 I&S	320	49,238.31	58,912.58	142,554.46	83,641.88	141.9763%			
2012 Capital Projects	330	2,251,473.46	2,254,003.50	0.00	(2,254,003.50)	-100.0000%			
LTR Bonds 2012 I&S	340	656,279.85	773,079.32	879,453.30	106,373.98	13.7598%			
CO's 2007 I&S	630	292,424.87	425,019.67	421,977.71	(3,041.96)	-0.7157%			
CO's 2009 I&S	640	317,520.28	385,254.17	419,824.66	34,570.49	8.9734%			
<b>All Funds Totals</b>		<b>26,443,699.71</b>	<b>26,349,260.99</b>	<b>23,238,620.65</b>	<b>(3,110,640.34)</b>	<b>-11.8054%</b>			



**COUNTY INDIGENT HEALTH CARE PROGRAM  
MONTHLY FINANCIAL REPORT**

County Name ARANSAS

Report for (Month/Year) 03/2015

or


Amendment of the Report for (Month/Year)

**I. REIMBURSABLE EXPENDITURES during This Report Month**

Physician Services	1.	\$3,201.51	
Prescription Drugs	2.	\$10,240.68	
Hospital, Inpatient Services	3.	\$0.00	
Hospital, Outpatient Services	4.	\$2,565.38	
Laboratory/X-Ray Services	5.	\$2,474.39	
Skilled Nursing Facility Services	6.	\$0.00	
Family Planning Services	7.	\$0.00	
Rural Health Clinic Services	8.	\$2,453.44	
State Hospital Contracts	9.	\$0.00	
Optional Health Care Services	10.	\$2,285.90	
Amount of Intergovernmental Transfer	11.	\$0.00	
<b>Total Expenditures</b> (Add #1 through #11.)			12. \$23,221.30
<b>Reimbursements Received</b> (Do not include State Assistance.)	13. (	\$389.56 )	
<b>6% Eligibility System Review Findings</b> (\$ in error)	14. (	\$0.00 )	
<b>Total to be Deducted</b> (Add #13 + #14.)			15. ( \$389.56 )
<b>Applied to State Assistance Eligibility/Reimbursement</b> (#12 minus #15)			16. \$22,831.74

**II. EXPENDITURE TRACKING for State Assistance Funds Eligibility/Reimbursement**

<b>TOTAL EXPENDITURES for Current State Fiscal Year (9/1 - 8/31) \$</b>	<b>306,340.64</b>
<b>GRTL \$</b> <u>9,570,262.00</u>	
4% of GRTL \$	<u>382,810.48</u>
6% of GRTL \$	<u>574,215.72</u>
8% of GRTL \$	<u>765,620.96</u>

  
Signature of Person Submitting Form 105

03/31/2015  
Date